






MTP_Summer 1 - Seaside and King Charles II Coronation.

Key Topic Vocabulary

Summer
Seaside
Sea/Ocean
Hot
Cold
Beach
Sand
Water
Beginning
Middle
End
Describe
Story
Title
Blurb
King
Coronation



Literacy

The children will learn to:

Comprehension

- Demonstrate understanding of what has been read to them by retelling stories and narratives using their own words and recently introduced vocabulary.
- Anticipate (where appropriate) key events in stories.
- Use and understand recently introduced vocabulary during discussions about stories, nonfiction, rhymes and poems and during role play.

Word Reading

- Say a sound for each letter in the alphabet and at least 10 digraphs.
- Read words consistent with their phonic knowledge by sound-blending.
- Read aloud simple sentences and books that are consistent with their phonic knowledge, including some common exception words.

Writing

- Write recognisable letters, most of which are correctly formed.
- Spell words by identifying sounds in them and representing the sounds with a letter or letters.
- Write simple phrases and sentences that can be read by others.

Books -

Information texts-Looking at information texts on Animals
Discussing the differences between fact/fiction.

We will read non-fiction books about the seaside now and then.

We will write about sea creatures and the seaside.

We will be retelling stories through role-play.

Children can share their own news and listen to others ideas.

Communication and Language

The children will learn to:

Listening, Attention and Understanding

Listen attentively and respond to what they hear with relevant questions, comments and actions when being read to and during whole class discussions and small group interactions.

Make comments about what they have heard and ask questions to clarify their understanding.

Hold conversation when engaged in back-and-forth exchanges with their teacher and peers

Speaking

Participate in small group, class and one-to-one discussions, offering their own ideas, using recently introduced vocabulary.

Offer explanations for why things might happen, making use of recently introduced vocabulary from stories, nonfiction, rhymes and poems when appropriate.

Express their ideas and feelings about their experiences using full sentences, including use of past, present and future tenses and making use of conjunctions, with modelling and support from their teacher.

Expressive Arts and Design

The children will learn to:

Creating with Materials

Safely use and explore a variety of materials, tools and techniques, experimenting with colour, design, texture, form and function. - Painting Sunflower by Van Gogh

Share their creations, explaining the process they have used.

Make use of props and materials when role playing characters in narratives and stories

Being Imag

Invent, add [This Photo](#) by Unknown Author is licensed under [CC BY-NC](#)

Sing a range of well-known nursery rhymes and songs.

Perform songs, rhymes, poems and stories with others, and (when appropriate) try to move in time with music.



Can you create your own song?
Can you sing a familiar song?

Christian value - Christian Value - Friendship

Friendship is a relationship of two or more people which shows kindness and respect.

Developing confidence to speak to others about own needs/wants/opinions.

Develop ability to describe self in positive terms & talk about abilities (see Personal Development Goals).



Understanding the World

The children will learn to:

- Talk about the lives of the people around them and their roles in society. Fathers Day, King Charles II Coronation.
- Know some similarities and differences between things in the past and now, drawing on their experiences and what has been read in class.
- St George's Day - To know similarities and differences between families, communities and traditions.
- Seaside now and in the past (Victorian times).
- Understand the past through settings, characters and events encountered in books read in class and storytelling.
- Describe their immediate environment using knowledge from observation, discussion, stories, non-fiction texts and maps. Pirate maps.
- Know some similarities and differences between different religious and cultural communities in this country, drawing on their experiences and what has been read in class.
- Explain some similarities and differences between life in this country and life in other countries, drawing on knowledge from stories, non-fiction texts and (when appropriate) maps.
- Explore the natural world around them, making observations and drawing pictures of animals - Visit to the seaside, learn about animals that live in a rock pool, the coral reef (compare sea life in different countries).
- Know some similarities and differences between the natural world around them and contrasting environments, drawing on their experiences and what has been read in class. - Under the sea Seaside Pirates Under the sea Off on holiday / clothes. Where in the world shall we go? Send me a postcard! Marine life Fossils - Mary Anning Seaside's in the past Compare: Now and then! Holiday destinations - hot and cold, view on globe.
- Understand some important processes and changes in the natural world around them, including the seasons and changing states of matter. - Different types of animals, where they live and what they eat (habitats) - minibeads.
- Look at seasonal changes/temperature.
- Further investigations of solids and liquids - Make fruit lollies- water, ice, liquid to solid, melting, freezing. Discuss similarities and differences between their local environment and a coastal environment

We will be exploring number through play, weighing resources, measuring mini beasts and play maths games.

Mathematics -

Mastering Number-

- Subitising - Focus on structured arrangements including the 10-frame.
- Composition - Focus on representations of numbers using fingers and 10-frames. Focus on doubles using different representations
- Comparison - Focus on ordinality: comparing numbers
- Subitising and rekenrek - 'Seeing' small quantities and numbers within larger quantities, Link familiar representations such as numbers of fingers to representations on the rekenrek
- Counting - Strategies for counting
- Recognise the pattern of the counting system when beginning to count beyond 20.
- 2D shapes - spatial reasoning skills.
- Compare length, weight and capacity.
- Spatial reasoning - match, rotate, manipulate.



Key Topic Vocabulary

Subitise

Number

Compare

1-20

More

Less

Represent

Order

Light

Heavy

Makes

Add

Full

Empty

Short


Long

Science

We will continue to look at floating and sinking and states of matter.



Can you retell the story of George and the Dragon?



Personal, Social and Emotional Development Emotional Development

The children will learn to:

To work and play cooperatively, and take turns with others.

Form positive attachments to adults and friendships with peers. • Show sensitivity to their own and to others' needs.

Be confident to try new activities and show independence, resilience and perseverance in the face of challenge. • Explain the reasons for rules, know right from wrong and try to behave accordingly.

Develop skills enabling children to consider one another's ideas. Show sensitivity to others' needs/feelings.

Father's Day 18th June 2023

Books - I love my Daddy

The squirrels who squabbled by Rachel Bright (a tale about friendship and sharing).

Iris and Isaac by Catherine Rayner (story exploring friendship and the importance of sharing)

Hands are not for hitting by Martine Agassi

Learning Together Days - building relationships.

How do you celebrate Fathers Day?



How can you be a good friend?

Why do we warm up?
How do we cool down?
Why do we rehydrate?



Physical Development

The children will learn to:

-Develop overall body strength, coordination, balance and agility to engage successfully in PE

-Combine different movements with ease and fluency. - Through [Power of PE - Unser the Sea, Transport.](#)

-Develop their small motor skills so that they can use a range of tools competently - Focus on accuracy and care when drawing

[TASKS Focusing on C Quigley threshold concepts](#)

[Observational drawings link to Artists- Sunflower by Van Gogh](#)

-Using larger construction play inside/out, sports equipment. All opportunities within continuous provision

Team Games: dev team spirit & applying skills taught over the year

Child Led physical development in EYFS area.

0 1 2 3 4 5 6 7 8 9 10 11 12 13 14 15 16 17 18 19 20

Family Participation

Tapestry entries – sharing news, activities, interests, celebrations.

Celebration assemblies.

Writing in reading journals.

Attend parents' evenings.

We have an open-door ethos for our EYFS, we are always here for you and your children.

Activities you can do at home.

Phonics Bloom ICT games - <https://www.phonicsbloom.com/uk/game/list/phonics-games-phase-4>

Phonics play - <https://www.phonicsplay.co.uk/resources/phase/4>

Topmarks maths games - <https://www.topmarks.co.uk/Search.aspx?Subject=37>

Draw/paint seaside scenes.

Paint a rock or shell from the beach.

Draw pictures of mini beasts and label their characteristics.